

# ROE5212BACFK00

Converter Board for 64-pin 0.5mm pitch LQFP

## User's Manual

\* NQPACK, YQPACK, YQ-GUIDE and HQPACK are trademarks of Tokyo Eletech Corporation.

### Keep safety first in your circuit designs!

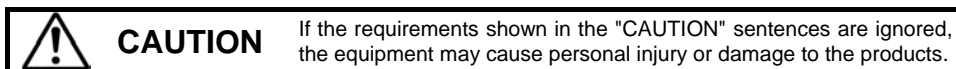
- Renesas Technology Corporation and Renesas Solutions Corporation put the maximum effort into making semiconductor products better and more reliable, but there is always the possibility that trouble may occur with them. Trouble with semiconductors may lead to personal injury, fire or property damage. Remember to give due consideration to safety when making your circuit designs, with appropriate measures such as (i) placement of substitutive, auxiliary circuits, (ii) use of nonflammable material or (iii) prevention against any malfunction or mishap.

### Notes regarding these materials

- These materials are intended as a reference to assist our customers in the selection of the Renesas Technology product best suited to the customer's application; they do not convey any license under any intellectual property rights, or any other rights, belonging to Renesas Technology Corporation, Renesas Solutions Corporation or a third party.
- Renesas Technology Corporation and Renesas Solutions Corporation assume no responsibility for any damage, or infringement of any third-party's rights, originating in the use of any product data, diagrams, charts, programs, algorithms, or circuit application examples contained in these materials.
- All information contained in these materials, including product data, diagrams, charts, programs and algorithms represents information on products at the time of publication of these materials, and are subject to change by Renesas Technology Corporation and Renesas Solutions Corporation without notice due to product improvements or other reasons. It is therefore recommended that customers contact Renesas Technology Corporation, Renesas Solutions Corporation or an authorized Renesas Technology product distributor for the latest product information before purchasing a product listed herein. The information described here may contain technical inaccuracies or typographical errors. Renesas Technology Corporation and Renesas Solutions Corporation assume no responsibility for any damage, liability, or other loss rising from these inaccuracies or errors. Please also pay attention to information published by Renesas Technology Corporation and Renesas Solutions Corporation by various means, including the Renesas home page (<http://www.renesas.com>).
- When using any or all of the information contained in these materials, including product data, diagrams, charts, programs, and algorithms, please be sure to evaluate all information as a total system before making a final decision on the applicability of the information and products. Renesas Technology Corporation and Renesas Solutions Corporation assume no responsibility for any damage, liability or other loss resulting from the information contained herein.
- Renesas Technology semiconductors are not designed or manufactured for use in a device or system that is used under circumstances in which human life is potentially at stake. Please contact Renesas Technology Corporation, Renesas Solutions Corporation or an authorized Renesas Technology product distributor when considering the use of a product contained herein for any specific purposes, such as apparatus or systems for transportation, vehicular, medical, aerospace, nuclear, or undersea repeater use.
- The prior written approval of Renesas Technology Corporation and Renesas Solutions Corporation is necessary to reprint or reproduce in whole or in part these materials.
- If these products or technologies are subject to the Japanese export control restrictions, they must be exported under a license from the Japanese government and cannot be imported into a country other than the approved destination. Any diversion or reexport contrary to the export control laws and regulations of Japan and/or the country of destination is prohibited.
- Please contact Renesas Technology Corporation or Renesas Solutions Corporation for further details on these materials or the products contained therein.

### Precautions to be taken when using this product

- This product is a development supporting unit for use in your program development and evaluation stages. In mass-producing your program you have finished developing, be sure to make a judgment on your own risk that it can be put to practical use by performing integration test, evaluation, or some experiment else.
- In no event shall Renesas Solutions Corporation be liable for any consequence arising from the use of this product.
- Renesas Solutions Corporation strives to renovate or provide a workaround for product malfunction at some charge or without charge. However, this does not necessarily mean that Renesas Solutions Corporation guarantees the renovation or the provision under any circumstances.
- This product has been developed by assuming its use for program development and evaluation in laboratories. Therefore, it does not fall under the application of Electrical Appliance and Material Safety Law and protection against electromagnetic interference when used in Japan.



Renesas Tools Homepage <http://www.renesas.com/tools>

# 1. Outline

The R0E5212BACFK00 is a converter board for connecting the emulation probe R0E521000EPB00 and the compact emulator R0E521000CPE00 for R8C/Tiny Series to a foot pattern for 64-pin 0.5mm pitch LQFP (PLQP0064KB-A, previous code: 64P6Q-A) of R8C/2A and 2B Groups.

# 2. Package Components (See Figure 1)

Table 1 Package Components

Item	Quantity
R0E5212BACFK00 (Slave chip mounting board R0E521DAEPBS0 and 150mm FFC cable included)	1 pc.
YQPACK064SD (made by Tokyo Eletech Corporation)	1 pc.
NQPACK064SD-ND (made by Tokyo Eletech Corporation)	1 pc.
YQ-GUIDE (made by Tokyo Eletech Corporation)	4 pcs.
R0E5212BACFK00 User's Manual (This manual)	1 pc.

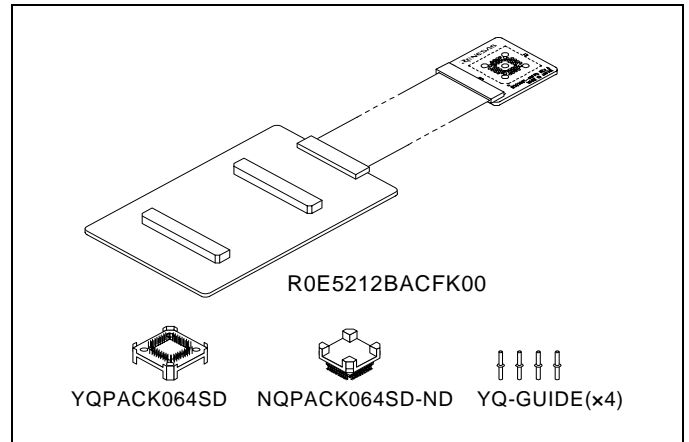


Figure 1 Package components of the R0E5212BACFK00

# 3. Specifications

Table 2 Specifications

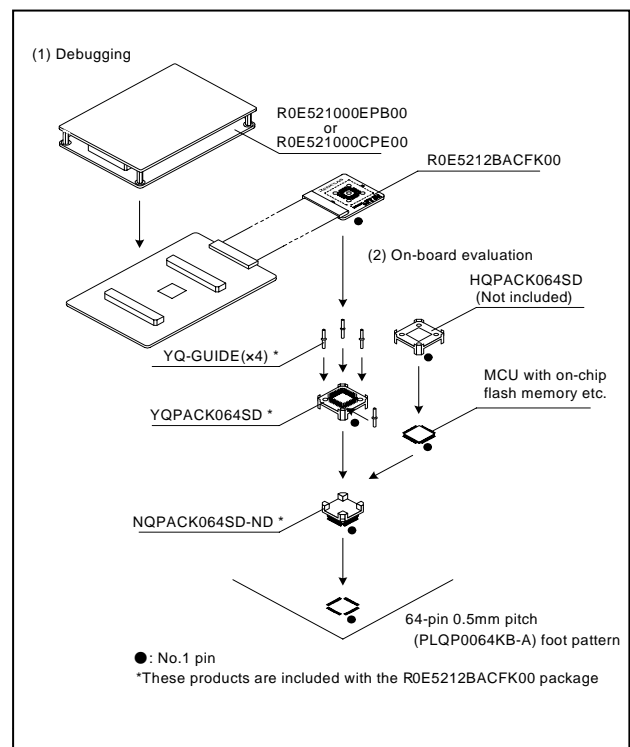
Applicable package	PLQP0064KB-A (64-pin 0.5mm pitch LQFP)
Insertion/removal iterations of connector	Between R0E5212BACFK00 and YQPACK064SD: 100 times guaranteed
	Between R0E521000EPB00 or R0E521000CPE00 and R0E5212BACFK00: 50 times guaranteed

# 4. Usage (See Figure 2)

The R0E5212BACFK00 can be used for debugging and on-board evaluation in common by mounting the NQPACK064SD-ND on the user system.

- (1) For debugging  
Mount the NQPACK064SD-ND on the foot pattern of the user system. Mount the YQPACK064SD on the NQPACK064SD-ND, and fix them with the YQ-GUIDE's (do not use the screws included with the YQPACK064SD). After connecting the R0E521000EPB00 or R0E521000CPE00 to the R0E5212BACFK00, connect the R0E5212BACFK00 to the YQPACK064SD.
- (2) For on-board evaluation  
Mount an R8C/2A or 2B Group MCU and HQPACK064SD (separately available) in that order on the NQPACK064SD-ND on the user system. And fix them using a screw included with the HQPACK064SD.

Before using the R0E5212BACFK00, be sure to read "7. Precautions" on page 4 and the R0E521000EPB00 or R0E521000CPE00 User's Manual.



## 5. Connection Procedure (See Figure 3)

The procedure for connecting the R0E5212BACFK00 is shown below.

- (1) Mount the NQPACK064SD-ND on the user system.
- (2) Attach the YQPACK064SD to the NQPACK064SD-ND.
- (3) Secure the four corners of the YQPACK064SD with the YQ-GUIDE's.

- Do not use the screws included with the YQPACK064SD for fixing the YQPACK064SD.
- The screwdriver included with the NQPACK064SD-ND is used for fixing the HQPACK064SD. Do not use it for fixing the YQ-GUIDE's.

- (4) Attach the R0E521000EPB00 or R0E521000CPE00 to the R0E5212BACFK00.
- (5) Attach the R0E5212BACFK00 to the YQPACK064SD.

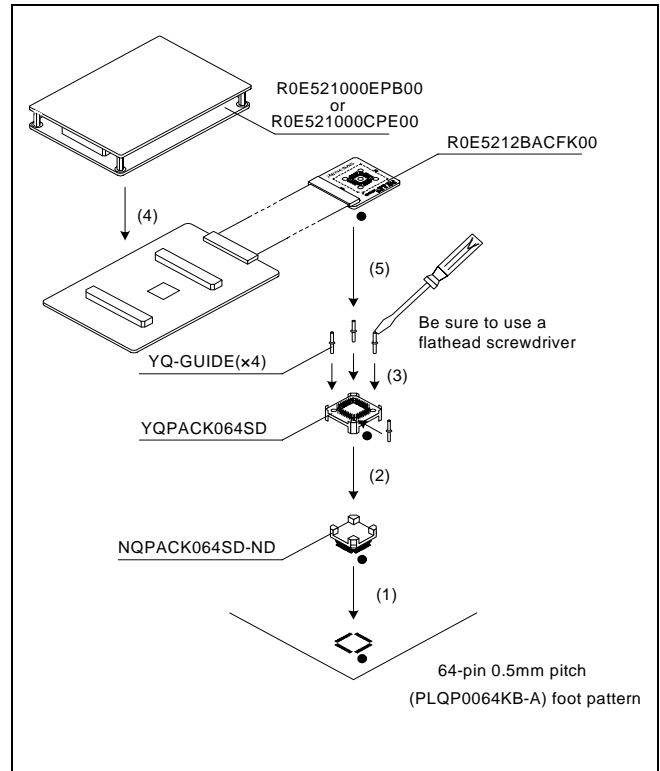


Figure 3 Connection procedure of the R0E5212BACFK00

## 6. External Dimensions and a Sample Foot Pattern (See Figure 4)

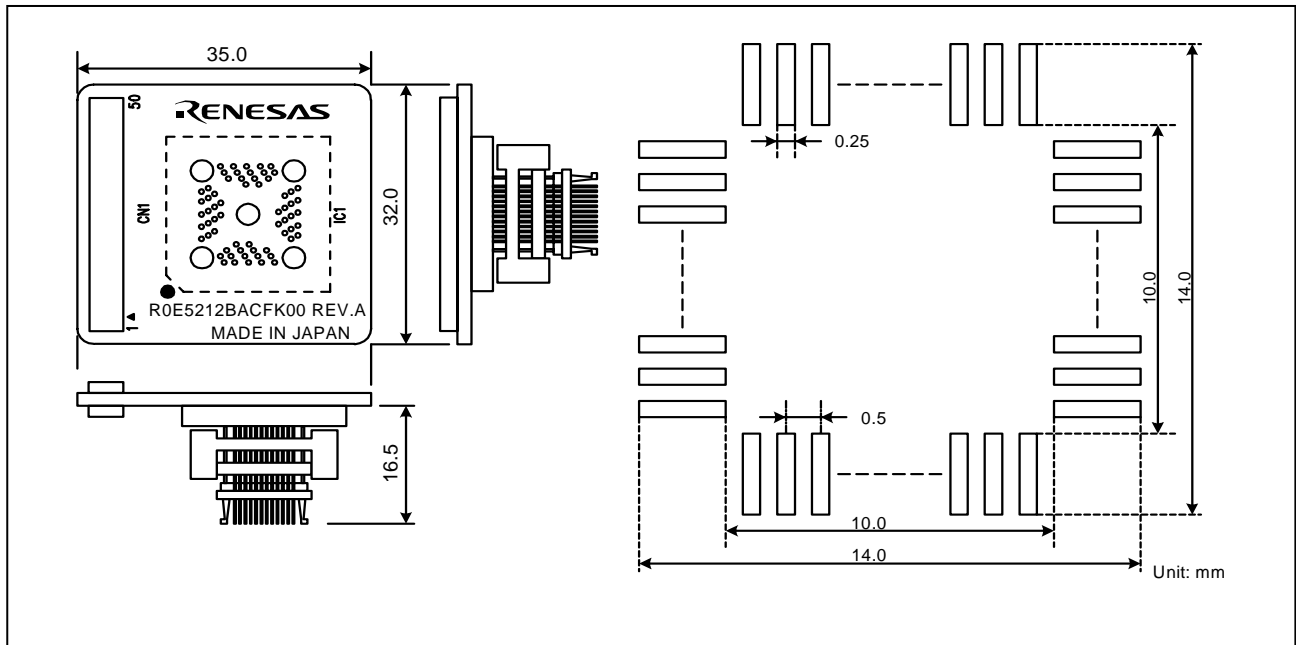


Figure 4 External dimensions and a sample foot pattern of the R0E5212BACFK00

## 7. Precautions

### CAUTION

#### Cautions to Be Taken for This Product:



- Do not pull or excessively flex the cable. The cable may cause a break.
- When connecting the YQPACK064SD, be sure to use the included YQ-GUIDE's.
- Do not use the screws included with the YQPACK064SD to fix it.

### IMPORTANT

#### Notes on This Product:

- We cannot accept any request for repair.
- For purchasing the NQPACK064SD-ND, YQPACK064SD and HQPACK064SD-ND, contact the following:  
Tokyo Eletech Corporation      [http://www.tetc.co.jp/e\\_index.htm](http://www.tetc.co.jp/e_index.htm)
- For inquiries about the product or the contents of this manual, contact your local distributor.  
Renesas Tools Homepage      <http://www.renesas.com/tools>